

# Astbury View, Walsall



# Astbury View

Astbury View is a residential care home in Bloxwich, Walsall. Our dedicated team provide **support for up to nine people** with:

- Cerebral palsy
- Down's syndrome
- Epilepsy
- Learning and physical disabilities
- Mental health needs

Our home offers nine spacious bedrooms, each equipped with an ensuite for privacy and convenience. We have shared communal areas, including a lounge for **movie and karaoke nights**, and a games room with a Wii, other game consoles and sensory lights for relaxation. There's also a **beauty bar** where the people we support can enjoy massages, nail painting and more!

We have an **activity room and a sensory room** equipped with a bubble tube, various lights and sounds.

Our **large outdoor area** is perfect for summer sports and garden parties.





## A place to call home

Our home is equipped with **accessibility features**, including ceiling tracking, hoists, a lift and adjustable beds. These can help improve quality of life for individuals with **mobility issues**.

Astbury View is conveniently located, with handy **transport links** making it easy to access Bloxwich town centre. Walsall is also a short distance away, reachable by bus or from the train station.

For those who enjoy nature and outdoor activities, there is a nearby park, perfect for leisurely walks. We also enjoy visiting the local shops and **experiencing the local market!**





# Your needs at the centre of all we do

Whether you need support for a few hours or around the clock, our support teams can help you live a more independent life.

## **Your choice, you're in control**

We tailor your support around your needs and choices. You can rely on us for safe, flexible and personalised support.

## **Support to live your life**

We offer high quality, bespoke support and enable you to enjoy everyday life.

## **Your independence**

Through careful planning and reviews, we'll provide 'just enough' support, putting you at the centre of all decision making.

## **Use of technology**

Where relevant, we work with you to identify assistive technology to enhance your support, reduce support hours and progress towards greater independence.




# Quality care and support


We're committed to providing **high-quality, person-centred care and support**. Our goal is to help you live the fulfilling, meaningful and happy life you choose with as much or as little support as you need.

**Our highly trained, specialist teams** work with you to co-create personalised support plans focusing on your interests, priorities and skills. You can rest assured your needs are at the centre of all we do.

***\*Data accurate as of January 2025.***



**100%\*** of our  
Scottish and Welsh  
registered services  
are graded overall  
compliant.



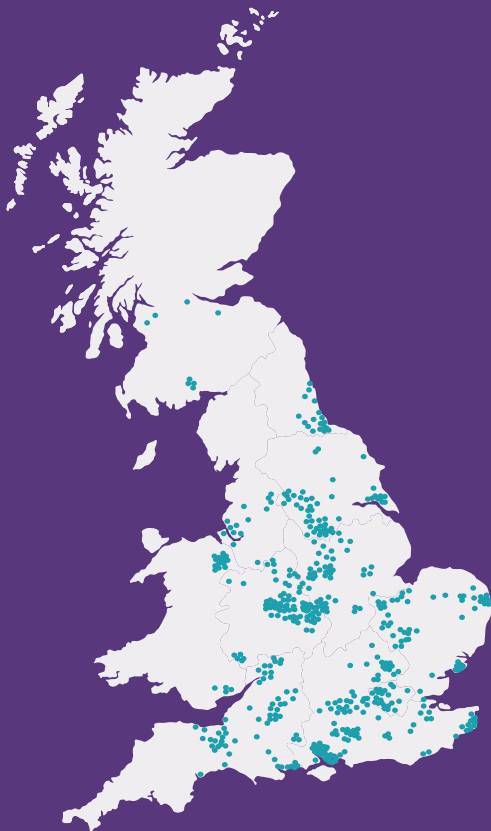
**89%\*** of our  
registered  
services in  
England are  
rated **Good or  
Outstanding**.



# About Voyage Care




Voyage Care is a sector-leading provider of specialist care and support to **3,500+ people** with learning disabilities, autism, brain injuries and other complex needs.

We offer **person-centred care** in a range of settings. This can be out and about in the community, in your own home or in one of our residential care homes.



## Get in touch

Contact our friendly enquiry team to discuss how we can support you or a loved one.

 0800 035 3776  
 [referrals@voyagecare.com](mailto:referrals@voyagecare.com)  
 [www.voyagecare.com](http://www.voyagecare.com)